











# EUROPE'S BUDGET

## Member States allocation


















JULY 2025

**MFF 2028-2034**  
**NATIONAL AND REGIONAL PARTNERSHIP PLANS ALLOCATIONS**  
(in current prices, EUR bn, rounded)

Member State	Total Allocation	General Allocation	Migration, security and Home Affairs*	Social Climate Fund
 <b>Belgium</b>	8.8	7.0	0.6	1.3
 <b>Bulgaria</b>	22.3	19.5	0.9	1.9
 <b>Czechia</b>	29.4	27.6	0.6	1.2
 <b>Denmark</b>	7.6	7.0	0.4	0.3
 <b>Germany</b>	68.4	60.2	4.1	4.1
 <b>Estonia</b>	6.5	5.5	0.8	0.1
 <b>Ireland</b>	12.2	11.4	0.3	0.5
 <b>Greece</b>	49.2	42.9	3.5	2.8
 <b>Spain</b>	88.1	79.9	3.0	5.3
 <b>France</b>	90.1	81.8	2.7	5.6

\*) includes support for asylum migration and integration, integrated border management, and internal security

*All amounts EUR billion, in current prices*

Member State	Total Allocation	General Allocation	Migration, security and Home Affairs*	Social Climate Fund
 Croatia	16.8	14.6	1.3	1.0
 Italy	86.6	78.3	2.9	5.4
 Cyprus	2.3	1.5	0.8	0.1
 Latvia	9.3	8.3	0.7	0.4
 Lithuania	14.2	12.5	1.2	0.5
 Luxembourg	0.6	0.4	0.2	0.05
 Hungary	37.7	35.0	0.5	2.2
 Malta	1.3	1.0	0.3	0.04
 Netherlands	8.5	7.1	0.8	0.6
 Austria	10.7	9.4	0.9	0.4
 Poland	123.3	112.6	1.9	8.8
 Portugal	33.5	31.6	0.9	0.9
 Romania	60.2	54.6	1.0	4.6
 Slovenia	5.4	4.8	0.3	0.3
 Slovakia	19.9	18.3	0.4	1.2
 Finland	9.7	7.8	1.6	0.3
 Sweden	10.3	8.3	1.7	0.3

\*) includes support for asylum migration and integration, integrated border management, and internal security

*All amounts EUR billion, in current prices*